


BERGER
PAINTS



royale
Play
Sahara

BERGER
PAINTS



BERGER
PAINTS



royale
Play
Safari



Do you remember the desire to experience the glory of the ever-changing Saharan landscape or perhaps just drive through the jungle atop a rusty, open-top 4x4?

Well, we won't promise you the continent, but we will give you ample sense of what it would feel like.

The dew kissed leaves of the acacia. The evasive, ever slipping grains of sands of the deserts of Sahara. The reassuring rough of the eucalyptus bark. The oddly ticklish back of the salamander. The undulating hump on the back of the camel. And to think you are just sauntering through the rooms of

your home. We're calling this the Berger Paints Royale Play Dune and Safari experience.

Feel the textures of the summer continent in your own living room, or your bedroom or perhaps even your study. So go ahead, get yourself a can of Play and feel the change.




A unique collection of water-based finishing top coats with rich metallic shades for your interiors that lets you complement a silver or gold base to your favourite colour to lend that inimitable yet subtle lustre to your living space. With its architectural trowel-on coating, render pleasing brilliance to your walls and turn them into the cynosure of all eyes as they add just the right amount of drama in your living space. Watch your walls become resplendent in old world grandeur with stunning classical and strong modern looks using any of the three effects to create distinct texture.

Whirl: Born out of simple strokes, the Whirl effect creates a compelling backdrop to your lifestyle.

Drizzle: Through the inescapable slants that give it character, the Drizzle effect helps you envisage the enchanting downpour on the arid vastness of Africa.

Halo: The Halo effect effortlessly elevates your mood and raises your spirits sky high. Well, not literally.

The Base Coat used is Berger Paints Royale Matt Emulsion and the Top Coat used is Berger Paints Royale Play Dune / Berger Paints Royale Play Safari Special Effects Paint. Shades shown in images are for indication purpose only. Visit a Berger Paints Dealer for actual shade reference.





Rustic Olive M413

The base coat used is Berger Paints Royale Matt Emulsion and the top coat used is Berger Paints Royale Play Sahara Special Effects Paint. Shades shown in images are for indication purpose only. Visit a Berger Paints dealer for actual shade reference.

Use Royale Matt Emulsion (White) as base coat.



Rustic Olive M413

Whirl

Born out of simple strokes, the whirl effect creates a compelling backdrop to your lifestyle.

Drizzle



Orange Tuscany M523

The base coat used is Berger Paints Royale Matt Emulsion and the top coat used is Berger Paints Royale Play Sahara Special Effects Paint. Shades shown in images are for indication purpose only. Visit a Berger Paints dealer for actual shade reference.

Use Royale Matt Emulsion (White) as base coat.

Sahara Dream L135


Orange Tuscany M523

Drizzle

Through the inescapable slants that give it character, the Drizzle effect helps you envisage the enchanting downpour on the arid vastness of Africa.



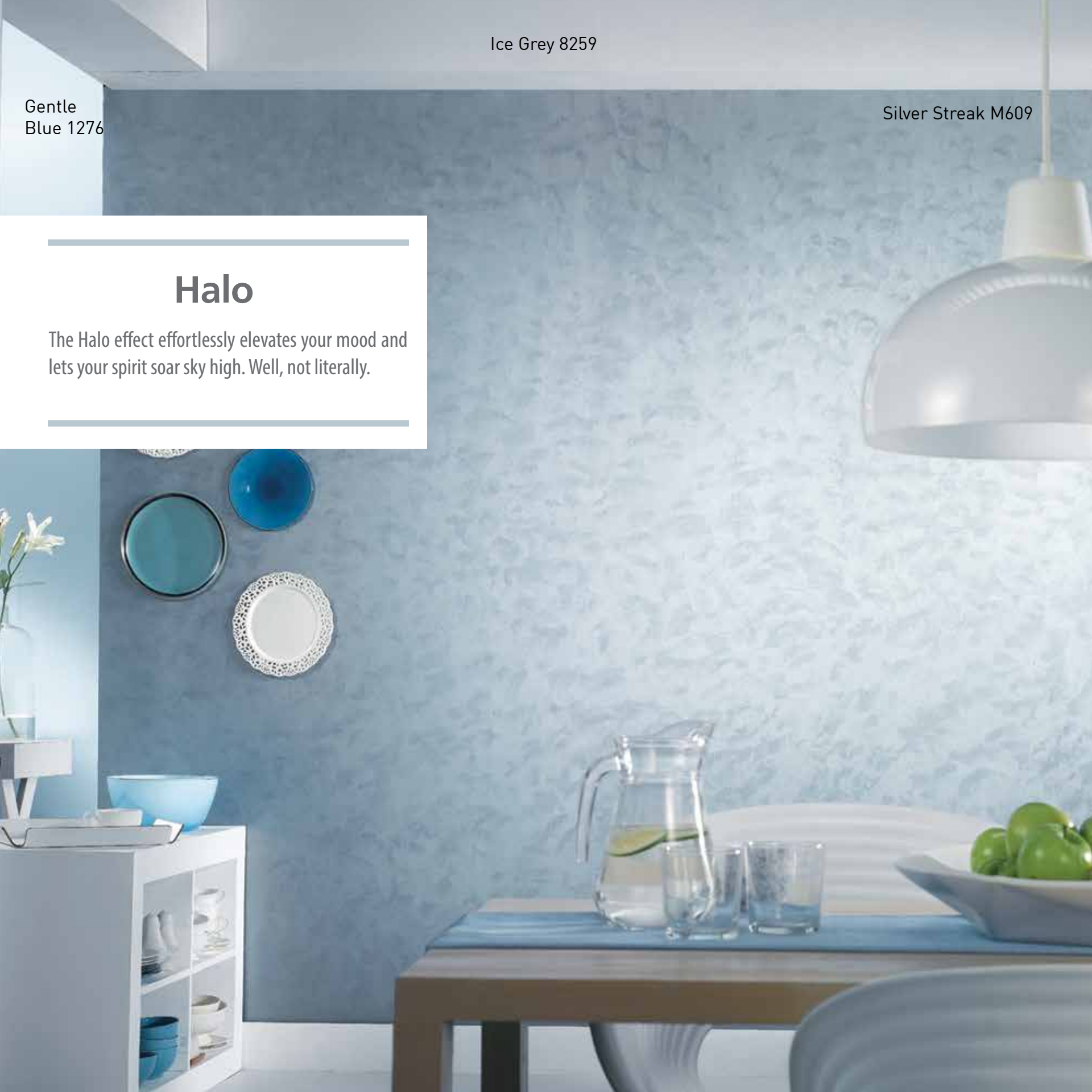
Halo



Silver Streak M609

Use Royale Matt Emulsion (White) as base coat.

The base coat used is Berger Paints Royale Matt Emulsion and the top coat used is Berger Paints Royale Play Sahara Special Effects Paint. Shades shown in images are for indication purpose only. Visit a Berger Paints dealer for actual shade reference.



Gentle
Blue 1276

Ice Grey 8259


Silver Streak M609

Halo

The Halo effect effortlessly elevates your mood and lets your spirit soar sky high. Well, not literally.



Silver M002




Gold M003



Desert Diary M316




Golden Sleet M317



Merengue M314




Aurus M412



Pallid Bloom M318



Wild Shrub M529



Gold Dust M313



Comet Trail M315




Graceful Turf M228




Alpine Glow M224



Silent Spruce M227




Downpour M223



Emerald Stare M222



Weeping Willow M312



Rustic Olive M413



Alchemy M225

Use Royale Matt Emulsion (White) as base coat.



Eucalyptus M226




Foliage M116



Amazon Envy M115



Smoky Conifer M221



Azure Blaze M121



Sapphire M119



Riviera M118



Luring Lilac M117



Glazed Plume M319



Fanfare M527



Flamingo M414



Velvet Glaze M707



Persian Rose M526



Coral Pink M524



Moon River M525



Pricey Peach M530



Mirage M522



Tangerine Twist M520



Burnt Orange M521



Orange Tuscany M523



Silver Streak M609



Purple Ash M120



Waxen Pastry M528



Celestial Whirl M610

Use Royale Matt Emulsion (White) as base coat.

DUNE presents AFRICA


Bring the spirit and essence of Africa to your home through a unique range of shades, named after the great continent itself. Never has a muted shade made a statement so loud.



Black M018



Bronzer M008



Amalgam M009



Medallion M011



Firebrand M010



Ferment M012

Use Royale Matt Emulsion (White) as base coat.

The Base Coat used is Berger Paints Royale Matt Emulsion and the Top Coat used is Berger Paints Royale Play Dune / Berger Paints Royale Play Safari Special Effects Paint. Shades shown in images are for indication purpose only. Visit a Berger Paints Dealer for actual shade reference.





royale
Play
Safari

Safari is the transcendence from this world into the very soul of Africa. Give your living space an effect never seen on walls before. Use textures that exude distinction and enchant you forever. Let them lead you into a limitless reverie. The five new effects have just one purpose, to transform your walls into catalysts that exalt your mood.

Classic: The Classic effect reminds you of exotic African islands with every gaze, making every moment as enchanting as the continent.

Rain Storm: The Rain Storm effect proves that there's beauty in chaos. It brings an aura of vigour into your room.

Ocean Wave: The vibrant Ocean Wave effect emulates the spirit of the ocean. Nothing compares to the peace it evokes, yet nothing else can make you feel more alive.

Sleet: The horizontal and vertical Sleet effect sends you into a limitless reverie. It creates a tranquil mood in your home.

Frost: The Frost effect brings morning freshness into your world and lets you live in a magical state of mind.





Top Coat: Grape Vine M515

Base Coat: Chocolate Cherry 8686

Use Royale Matt Emulsion (White) as base coat.


The base coat used is Berger Paints Royale Matt Emulsion and the top coat used is Berger Paints Royale Play Safari Special Effects Paint. Shades shown in images are for indication purpose only. Visit a Berger Paints dealer for actual shade reference.



Top Coat: Grape Vine M515 and Base Coat: Chocolate Cherry 8686

Classic

The Classic effect reminds you of exotic African islands with every gaze, making every moment as enchanting as the continent.

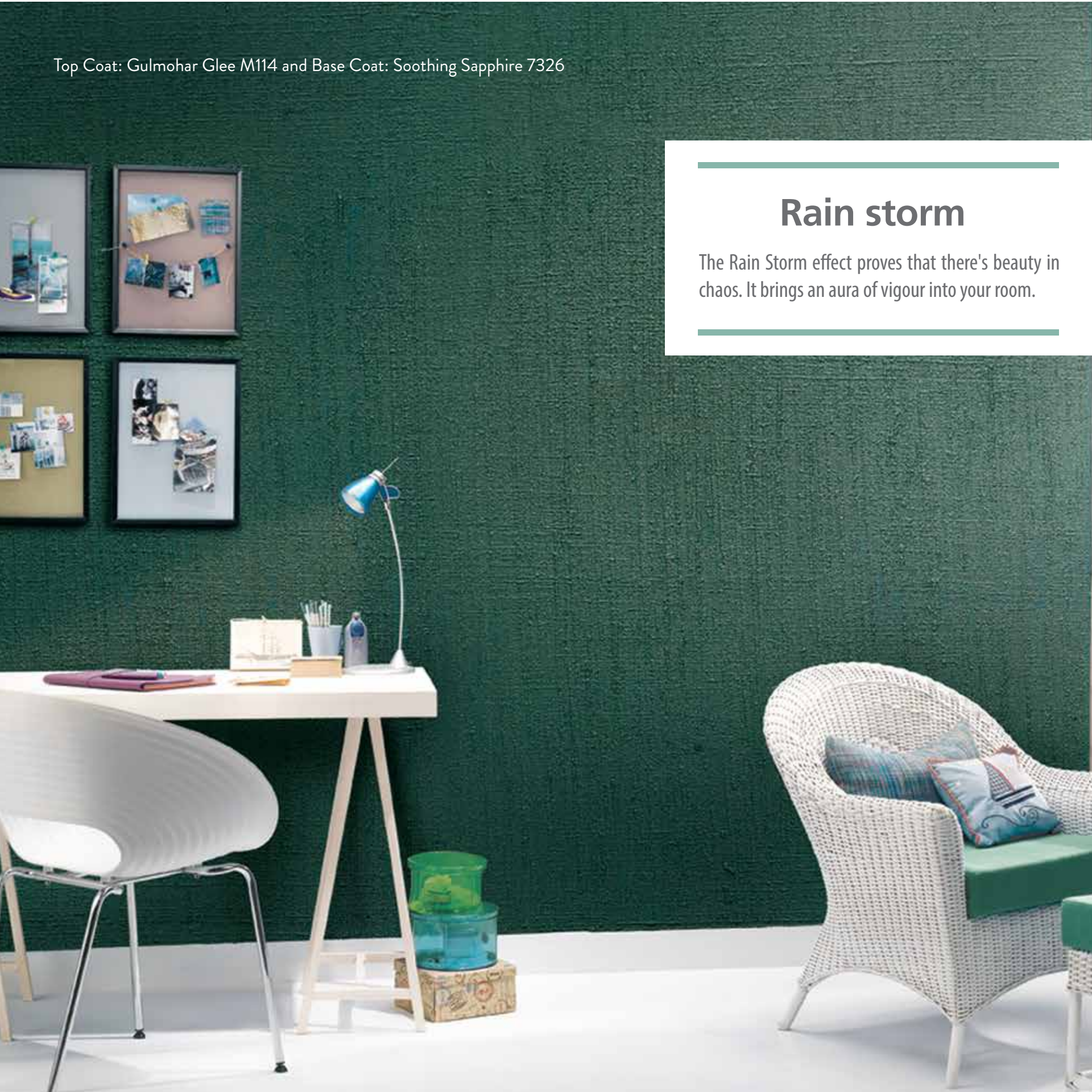


Top Coat: Gulmohar Glee M114

Base Coat: Soothing Sapphire 7326

Use Royale Matt Emulsion (White) as base coat.

The base coat used is Berger Paints Royale Matt Emulsion and the top coat used is Berger Paints Royale Play Safari Special Effects Paint. Shades shown in images are for indication purpose only. Visit a Berger Paints dealer for actual shade reference.



Top Coat: Gulmohar Glee M114 and Base Coat: Soothing Sapphire 7326

Rain storm

The Rain Storm effect proves that there's beauty in chaos. It brings an aura of vigour into your room.



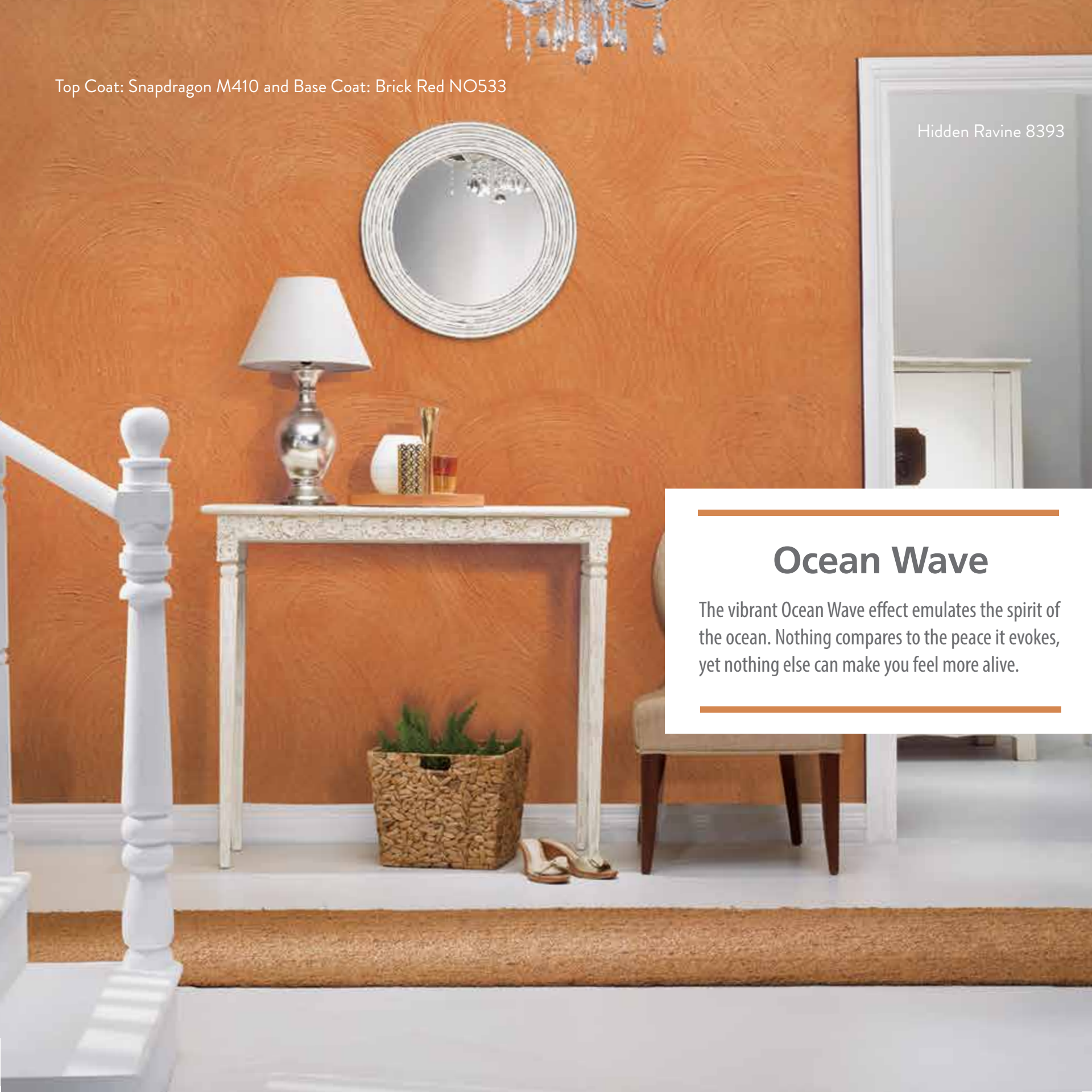
Ocean Wave

Top Coat: Snapdragon M410

Base Coat: Brick Red N0533

Use Royale Matt Emulsion (White) as base coat.

The base coat used is Berger Paints Royale Matt Emulsion and the top coat used is Berger Paints Royale Play Safari Special Effects Paint. Shades shown in images are for indication purpose only. Visit a Berger Paints dealer for actual shade reference.




Top Coat: Snapdragon M410 and Base Coat: Brick Red NO533

Hidden Ravine 8393

Ocean Wave

The vibrant Ocean Wave effect emulates the spirit of the ocean. Nothing compares to the peace it evokes, yet nothing else can make you feel more alive.

Sleet



Top Coat: Spartan Glory M217

Base Coat: Soft Moccasin 8511

Use Royale Matt Emulsion (White) as base coat.

The base coat used is Berger Paints Royale Matt Emulsion and the top coat used is Berger Paints Royale Play Safari Special Effects Paint. Shades shown in images are for indication purpose only. Visit a Berger Paints dealer for actual shade reference.

Top Coat: Spartan Glory M217 and Base Coat: Soft Moccasin 8511

Sleet

The horizontal and vertical Sleet effect sends you into a limitless reverie. It creates a tranquil mood in your home.



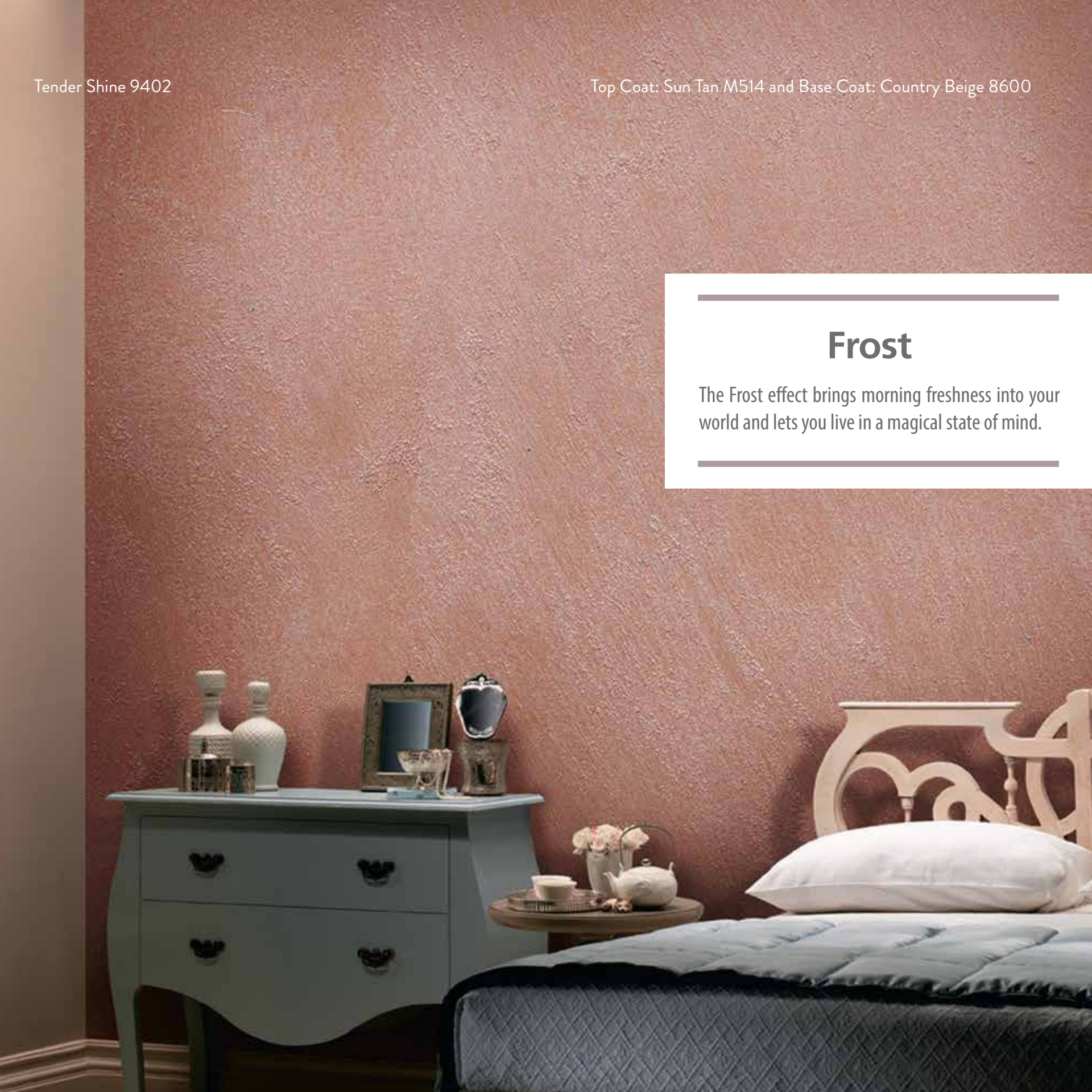


Top Coat: Sun Tan M514

Base Coat: Country Beige 8600

Use Royale Matt Emulsion (White) as base coat.

The base coat used is Berger Paints Royale Matt Emulsion and the top coat used is Berger Paints Royale Play Safari Special Effects Paint. Shades shown in images are for indication purpose only. Visit a Berger Paints dealer for actual shade reference.



Tender Shine 9402

Top Coat: Sun Tan M514 and Base Coat: Country Beige 8600

Frost

The Frost effect brings morning freshness into your world and lets you live in a magical state of mind.



Top Coat: Gold M003
Base Coat: Solemn Yellow 7882



Top Coat: Silver M002
Base Coat: Ice Age 8299



Top Coat: Pristine Pearl M307
Base Coat: Yellow Charm 7935



Top Coat: Curios Copper M411
Base Coat: Cairo Bazaar 8565



Top Coat: Sandpaper M308
Base Coat: Orange Spark 7951



Top Coat: Spartan Glory M217
Base Coat: Soft Moccasin 8511



Top Coat: Flint M309
Base Coat: Golden Prairie 8518



Top Coat: Helios M310
Base Coat: Orange Spark 7951



Top Coat: Onyx M311
Base Coat: Mustard Field X102



Top Coat: Tundra Promise M215
Base Coat: Spring Grass 7719



Top Coat: Seaweed M219
Base Coat: Asparagus 7805



Top Coat: Spring Bud M214
Base Coat: Aloe Vera 7663



Top Coat: Myrtle M218
Base Coat: White Wine 7558



Top Coat: Spring Queen M216
Base Coat: Golf Greens 7765



Top Coat: Gulmohar Glee M114
Base Coat: Soothing Sapphire 7326



Top Coat: Cryptic Creek M220
Base Coat: Citadel 7406



Top Coat: Frozen Lake M112
Base Coat: Mughal Blue 7359



Top Coat: Lacquer M110
Base Coat: Ink Blue 7246



Top Coat: Mystic Mauve M111
Base Coat: Blue Horizon 8272



Top Coat: Aspen Valley M113
Base Coat: Wedgewood OU42



Top Coat: African Violet M706
Base Coat: Purple Pansy 7182



Top Coat: Grape Vine M515
Base Coat: Chocolate Cherry 8686

Use Royale Matt Emulsion (White) as base coat.



Top Coat: Sun Tan M514
Base Coat: Country Beige 8600



Top Coat: Light Ambrosia M513
Base Coat: Prairie Island 8631



Top Coat: Iris M409
Base Coat: Orchard Plum 8198



Top Coat: Snapdragon M410
Base Coat: Brick Red - N 0533



Top Coat: Mud Slide M407
Base Coat: Cafe Latte 8549



Top Coat: Pelico M516
Base Coat: Lazy Brown 8591



Top Coat: Orange County M517
Base Coat: Deep Spice 7997



Top Coat: Snow Storm M408
Base Coat: Country Roads 8576



Top Coat: Precious Pumpkin M518
Base Coat: Mohican Trail 8670



Top Coat: Hibiscus M519
Base Coat: Cider Red X116



Use Royale Matt Emulsion (White) as base coat.

Before you begin

You need to keep the following points in mind to get the best effect from the finishes.

- Select the right shade and pattern to be used based on the room's shape, size, furniture accessories and light
- Evaluate the surface for seepages, cracks, dampness, fungal growth or blisters in the walls and get the same rectified before starting the painting process.
- Move all furniture away from the walls.
- Cover the immovable furniture with plastic sheets or drop cloth.
- Mask the ceiling, skirting and adjacent walls using newspapers and masking tape.

You will need

- Base Coat – Berger Paints Royale Matt Emulsion
- Top Coat – Berger Paints Royale Play Sahara or Berger Paints Royale Play Safari
- Berger Paints Royale Play application roller/brush
- Berger Paints Special Effects Tools
- 9" roller tray
- Masking tape



Special Effects Brush



Application Roller

Surface Preparation

- Surface preparation is one of the most important elements in getting the perfect texture. Therefore it is important to prepare the surface to get an even and smooth wall for painting.
- Ensure that the surface is completely dry and free from loose particles. Sand the surface with Emery Paper and wipe clean.
- Apply a coat of Berger coat PVA/AR Primer. Allow drying for 4 – 6 hours. Smoothen the surface with 2 coats of Berger Paints Value Stucco.

Base Coat Application



For Sahara:

- Apply 2 coats of Royale Matt Emulsion white by roller/brush and roller. Please allow 3 – 4 hours between the 2 coats.

For Safari:

- Apply two coats of Royale Matt Emulsion (required shade as per the shade combination chosen) by roller/brush and roller. Please allow 3 – 4 hours between the 2 coats.

Top Coat Application



royale
Play
Sahara



First Coat:

- Take undiluted Sahara (you can add 2 – 5% water for easy application) and apply the first coat with the roller to create the base for the design in the second coat.
- Select the pattern of your choice from Whirl, Drizzle and Halo. Use the Royale Play Swirl tool to create Halo and Drizzle patterns and trowel to create the Whirl pattern.



Swirl



Trowel

Final Coat:

- Apply Royale Play Sahara Top Coat in 2 ft x 2 ft sections only and create the pattern before it dries, to get the desired effect. Work in manageable sections of 2 ft x 2 ft, ensuring a slight overlap.



royale
Play
Safari



First Coat:

- Take undiluted Safari (add 2 – 5% water for easy application) and apply the first coat with the roller to create the base for the design in the second coat.
- Select the pattern of your choice from Classic, Sleet, Ocean Wave, Rain Storm and Frost.
- Use the appropriate tool to create the pattern.



Colorwash Sponge



Yarn Tool



Denim Brush

Final Coat:

- Apply the Safari material in 2 ft x 2 ft sections only and create the pattern before it dries.
- Work in manageable sections ensuring a slight overlap to merge the sections properly.
- Sleet and Ocean Wave require only one top coat to achieve the desired finish.
- Classic, Rain Storm and Frost require two top coats to achieve the desired finish.

Things to Remember

- Both Sahara and Safari are applied randomly. Therefore each wall will be unique and different from the other.
- Always stand back and observe the wall at regular intervals while creating the effect to give it the right, artistic finish.

Royale Play Special Effects Tools

Product	Effect Name	Tools Used
Safari	Classic	Colour Wash Sponge
	Sleet	Denim Brush
	Ocean Wave	Yarn Tool
	Rain Storm	Yarn Tool
	Frost	Regular Brush
Sahara	Drizzle	Swirl
	Halo	Swirl
	Whirl	Trowel

OTHER DECOR OFFERINGS THAT CAN LIVEN UP YOUR SPACE

roÿale
PLAY
SPECIAL EFFECTS PAINT

LUXURY COLLECTION

A luxury range that oozes class and opulence. Immortalise your walls with this luxury finish effect for elegant styling and glamour. Now give your regal taste, a new high.



Sahara



Safari



Italian Stucco

roÿale
PLAY
SPECIAL EFFECTS PAINT

CLASSIC COLLECTION

A range of Classic wall effects that are playful, edgy and very stylish. Let your walls speak of a rustic brilliance with this eclectic range of finishes.



Play



Metallic Glaze



Textile

roÿale
PLAY
SPECIAL EFFECTS PAINT

ACCENTS COLLECTION

A range of wall effects that transforms an ordinary wall into a dramatically eye-catching canvas. Transform your home with these spunky & stylish graphic themes.



Wall Fashion



Kids & Teens World

BERGER
PAINTS



royale
Play
Sahara



For more information, visit our website www.bergeronline.com/gcc



BERGER
PAINTS



royale
Play
Safari



BERGER
P A I N T S

www.bergeronline.com/gcc

BAHRAIN +973 17 123700 OMAN +968 24 596709 QATAR +974 44693489 UAE +971 4 3391000

The shades shown in this book are indicative only. Please refer the Berger Paints Colour Fandec for exact shade reference.

No part of this book may be reproduced or copied in any form or by any means (graphics, electronic or mechanical, including photocopying, recording, taping or information storage retrieval system) or reproduced, in any disc, tape, perforated media or other information storage device etc. without the written permission of Berger Paints Limited. All rights reserved.