

PRODUCT FEATURES & BENEFITS

Asian Paints Apex Ultima incorporates the latest state-of-the-art technology to provide long-lasting exterior performance even in the most extreme tropical conditions. Apex Ultima is the ultimate exterior paint comes to you with a 7 year performance warranty

Asian Paints Apex Ultima is an Advanced Anti Algal, Weather Proof Exterior Emulsion. It's unique advance anti algal chemistry ensures that exterior walls are provided with power-packed resistance against algae and fungi growth. It has very good dirt pick up resistance and dirt cleaning properties. We do not add Lead, Mercury, Arsenic or Chromium and other raw materials containing heavy metals in the manufacturing process.

Asian Paints Apex Ultima is an exterior wall finish that can be applied on various types of exterior cement plasters, exterior ceilings, asbestos sheets, concrete etc. Product cannot be applied on surfaces / substrates that are subjected to continuous seepage / dampness

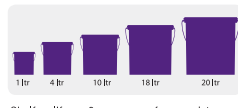


SURFACE



EXTERIOR

AVAILABLE PACKS



Shelf life: 3 years from date of manufacture in original tightly closed containers away from direct sunlight and excessive heat.

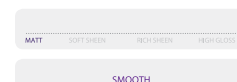
COLOURS AVAILABLE

1000+*



Currently Available in Brilliant White and more than 1000 shades as per Asian Paints Colour Palette & other colour cards

FINISH



Refer to sheen levels in technical details

COVERAGE

On normal masonry surface by brushing



**Actual coverage may vary from the quoted coverage due to factors such as method and condition of application and surface roughness and porosity.


HOW TO APPLY

Cleaning: Ensure that the surface to be painted is free from any loose paint, dust or grease. Any previous growth of fungus, algae or moss needs to be removed thoroughly by vigorous wire brushing and cleaning with water.

Filling: Surface imperfections such as holes, dents and fine cracks are to be filled using Asian Paints Exterior Wall Putty or mixture of white cements and fine sand in 1:3 proportion. Cracks upto 3mm can be repaired with SmartCare Crack Seal. SmartCare Damp Proof can be used for waterproofing exterior walls

Freshly-plastered surfaces must be allowed to cure completely and pH should be between 7-9 at the time of application. Apply top coats as follows.

PRE PAINTING STEPS



PLASTER New masonry surfaces must be allowed to cure completely. It is recommended to allow 28 days as the curing time for new masonry surfaces.



FILLING FOR CRACKS For filling cracks upto 3mm use Asian Paints SmartCare Crack Seal.



CLEANING Surface should be free from any loose paint, dust or grease. Growths of fungus, algae or moss should be removed by wire brushing and water. In case of areas having excessive dampness use Asian Paints SmartCare DampBlock to limit further dampness. When the underlying surface exhibits chalkiness, in spite of thorough surface cleaning, use Asian Paints SmartCare Exterior Sealer.



FILLING FOR HOLES & DENTS In case of dents and holes use Asian Paints exterior Wall Putty or white cement and fine sand in the ratio 1:3

For exterior surfaces or substrates that are subjected to continuous seepage or dampness, kindly use Asian Paints SmartCare DampProof, before the top coat application.

PAINT APPLICATION PROCESS

Product	Product Code	Thinner	Dilution % (by vol)	Application Viscosity	Re coating* Period (hrs)
Asian Paints Exterior Wall Putty	AP 41	Water	As per requirement to form paste.	Paste form	4 hrs
Asian Paints Exterior Wall Filler Brush, Spray	AP 35	Water	50 - 60	60 - 70 KU	4 hrs
Asian Paints APEX Ultima 1st Coat Brush, Roller	AP 34	Water	20 -25	60 - 80 KU	4 - 6 hrs
Asian Paints APEX Ultima 2nd Coat Brush, Roller	AP 34	Water	10 - 20	60 - 80 KU	4 - 6 hrs

Add 10% water for Dark Bright colours.

If the surface is porous, it is recommended that 2 coats of AP-Seal-WB needs to be used instead of Asian Paints Exterior Wall Filler. For further details read AP-Seal technical data sheet.

ADDITIONAL INFORMATION

TECHNICAL DATA

a) Coverage * *	:	On normal primed masonry surface by brushing 1st Coat: 10.5 - 11.5 sq. mtr/ltr (110 - 130 sq ft/ltr) 2nd Coat: 5 - 6 sq. mtr/ltr (55-65 sq ft/ltr)
b) Drying Time	:	Surface Dry time - 30 minutes
c) Gloss Levels / Sheen	:	3 - 12 at 60 deg GH
d) Flash Point (IS 101/1987, Part 1, Sec 6)	:	N/A
e) Stability of Thinned Paint	:	Use within 24 hrs
f) Shelf - life	:	3 years from date of manufacture in original tightly closed containers away from direct sunlight and excessive heat

** Actual coverage may vary from the quoted coverage due to factors such as methods and condition of application and surface roughness and porosity

Deep bright colours may require additional coats of paint.

PRECAUTIONS

- Kindly refer to the MSDS for Asian Paints Apex Ultima which gives detailed information of safety measures while handling the paint.
- Do not apply when ambient temperature is less than 10°C or if the temperature might drop to this level within 4 hours of application.
- Do not over-thin or over-extend the brush
- Do not use Asian Paints Universal Stainers or any other colourants after tinting without an approval from the technical division of Asian Paints.
- Ensure that horizontal surfaces like top of windows, ledges and other horizontal surfaces etc. are painted with 3 coats for greater protection.
- Stir well and strain before use
- Tinted paints need to be thoroughly shaken immediately after tinter addition, as well as before use.

POST APPLICATION INSTRUCTIONS

For the best performance of the paint, ensure proper washing and cleaning of all algal and fungal growth, at regular intervals of six months.

SAFETY FEATURES

- Non-Flammable
- Kindly refer to the MSDS for Asian Paints Apex Ultima which gives detailed information on safety measures while handling the paint.
- Store the container with the lid tightly closed in an upright position, in a cool, dry place.
- Keep out of reach of children and away from food, drink.
- May be harmful if swallowed. In case of ingestion seek immediate medical attention.
- Wear eye protection during application. In case of contact with eyes, rinse immediately with plenty of water and seek medical advice.
- In case of skin contact immediately wash skin with soap and plenty of water. Get medical attention if irritation develops or persists.
- Do not breathe vapour or spray. It is recommended to wear suitable nose pad during sanding and surface preparation to avoid dust inhalation.
- Do not pour leftover paint down the drain or in water courses.
- In the event of spills, contain spillage using sand or earth.
- Safety Data Sheet available for professional user on request.
- No added Lead, Mercury or Chromium compounds